

WILLOW 9000

With plenty of space and the ability to sleep up to 6 people, the Willow is the ultimate choice for those who want to 'go tiny' but on a bigger scale.



SLEEPS
UPTO

4

SIZE

HEIGHT: 4300mm

LENGTH: 8400mm

WIDTH: 2400mm

Also available in a 9000 (L)

INCLUSIONS

Just because our tiny homes are small doesn't mean you have to forgo the features you find in a traditional modern house. We design every tiny home with comfort, liveability, and luxury in mind.

Some of our standard inclusions include:

- > Large functional kitchen perfect for families
- > 2 Burner gas cooktop / Full size fridge space
- > Open plan living, kitchen and dining
- > Maximum space perfect for extra storage options
- > Double loft suitable for: Queen, Double or Single beds
- > Space for washing machine
- > Fully contained bathroom with vanity, large shower, and flushing toilet
- > Wall and ceiling insulation

Trailer Specifications

- > Rover certified trailer 3500-4500 GVM
- > Plated with VIN Number (Vehicle Identification Number)
- > Duragal Trailer painted for extra protection
- > Electric Brakes on all wheels
- > Adjustable stabilizing legs for levelling
- > Hand Brake System

FRAME

90MM
ENGINEERED
STEEL FRAMING

PURPOSE

LONG TERM
ACCOMODATION,
AIRBNB RENTALS &
FARM STAYS

DO YOU WANT TO CUSTOMISE THIS TINY HOME TO SUIT YOU.

One of the biggest advantages of Alphaline Tiny Homes is our ability to customize our designs based on your needs and preferences.


You will be able to work with our experienced design team to create a unique and personalised tiny home that meets your specific requirements.

OPTIONAL UPGRADES:

- > **Solar Panels** > **Battery Packages** > **Decks**
- > **Double Glazing** > **Skylights** > **External Baths**
- > **Ceiling Fans** > **Window Coverings**
- > **Reverse Cycle Air Conditioning Systems**
- > **Composting Toilets** > **Fireplaces**

IMAGES

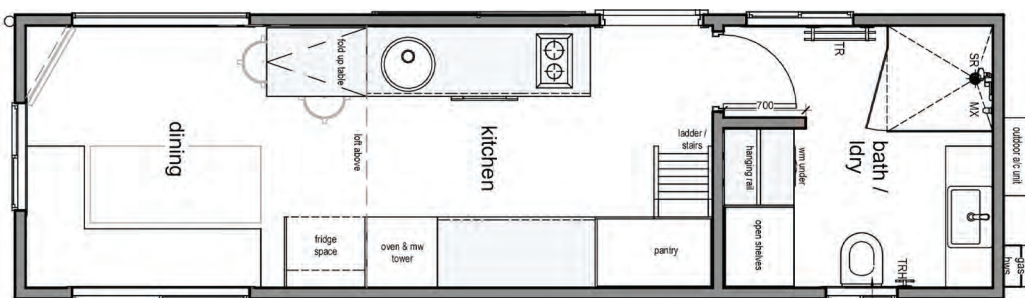
View images - see website for more



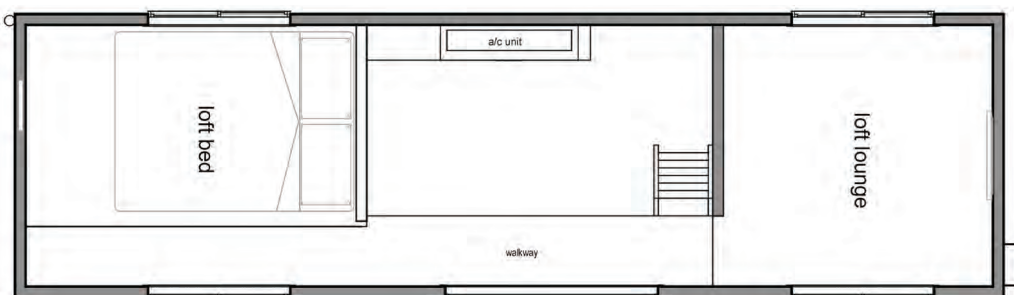
Please note: Some pictures may contain upgrades that are not included in standard configuration

FLOOR PLAN

See our standard floor and layout plan



Ground Level



Loft Level

Call us on **1300 584 663** or visit **www.alphalinetinyhomes.com.au**

 Alphaline **TINY HOMES**
Creating sustainable living